

LESSON 3.5

CREATING AN ACTION PLAN:
WHAT CAN YOU DO ABOUT
PLASTIC POLLUTION?*Overview:*



As a final activity, this lesson provides an opportunity for students to reflect on what they have learned through the curriculum, think critically about their role in the issue of plastic pollution, and plan strategically to take action.

Objective:

Students will learn about the importance of strategic planning, collaboration, and evaluation to achieve shared goals and objectives.

Instructions:

1. Revisit K-W-L chart from Lesson 1.1.
2. As a class, reflect on what was learned throughout the curriculum. Ask them questions like:
 - a. What are some solutions to plastic pollution and marine debris?
 - b. What are some barriers to solving plastic pollution and marine debris?
 - c. What actions have your community taken to help address plastic pollution and marine debris?
 - d. What new actions might you or your community take? Why?
 - e. How might plastic pollution and marine debris affect different communities?
3. Add a new column to the K-W-L chart called: "What are we going to do?". Generate multiple ideas of what students could do, individually or as a class, to address the issue of plastic pollution.
4. Take ideas from the "What are we going to do?" column and fill out the Action Plan Template.
 - a. Determine the goal – use ideas from the "What are we going to do?" column.
 - b. Determine the steps needed to achieve your goal – fill in the first row of the Action Plan Template with the steps that are needed to achieve the goal.
 - c. Determine what will be needed to complete each step – fill in the second row of the Action Plan Template with any materials, resources, or other things needed to complete

GRADE LEVEL	TIME
	
6-8, 9-12	MULTIPLE CLASS PERIODS

*Materials:*

- [K-W-L Chart from Lesson 1.1](#) - Activating Knowledge on Plastics in Plastic Pollution Lessons
- Action Plan Template on whiteboard/ chalkboard, Google Docs, etc.

Examples of Action Plans:

- [NOAA Marine Debris Action Plans](#);
- [New York Ocean Action Plan](#)

*Learning Standards:*


SCI:

5-ESS3-1, MS-ESS3-3,
HS-ESS3-4, 3-5-ETS1-1
MS-ETS1-3, HS-ETS1-3

SS:

8.8.c, 10.9.a, 10.9.b,
SS-KI #4

GLLP: 6, 7, 8



- each step.
- d. Determine who will complete each step – fill in the third row of the Action Plan Template with the name(s) of who will complete each step. This can be specific with actual names or more general (ie: students, principal, community members, etc.).
 - e. Determine when each step must be completed – fill in the fourth row of the Action Plan Template with a time period when step will be completed.
 - f. Determine how to know if each step was successfully completed – fill in the fifth row of the Action Plan Template with a clear and specific way to measure/evaluate if and how successfully each step was completed.
5. If students would like to learn more about action plans, explore any region's Marine Debris Action Plan on the National Oceanic and Atmospheric Administration's Marine Debris Program website.

Optional activities:

If students would like to present or implement parts of their action plan, encourage them to explore opportunities to do public presentations or create displays at school or in the community.



Plastic Pollution and You

ACTION PLAN EXAMPLE

Name: _____

Class: _____

Date: ____/____/____

	<p>GOAL: <i>Science Club will lead volunteer cleanup in our school's neighborhood in April.</i></p>			
What steps do we need to take to achieve our goal?	1. <i>organize – date, time, location, etc.</i>	2. <i>get supplies – gloves, bags, buckets, etc.</i>	3. <i>promote the event to recruit volunteers – signs, social media, etc.</i>	4. <i>hold cleanup – volunteers pick up trash and litter around the neighborhood</i>
What do we need to do for this step?	<i>pick a date, time, and location</i> <i>get permission from school</i>	<i>talk to local businesses, school administration</i> <i>collect supplies and store them</i>	<i>create flyers, social media</i> <i>post sign up sheet (in class, online)</i>	<i>lead the cleanup (see separate action plan for event)</i>
Who needs to do it?	<i>our club, club advisor, principal</i>	<i>committee or science club</i>	<i>committee or science club</i>	<i>everyone</i>
When does it need to be done?	<i>January – February</i>	<i>when step 1 is done until the end of March</i>	<i>when step 1 is done through the date of the cleanup</i>	<i>Earth Day</i>
How will we know if we completed this step?	<i>date, time, location set</i> <i>we have approval from school</i>	<i>supplies are secured and stored (if more volunteers sign up, more supplies may be needed)</i>	<i>50 volunteers signed up and are committed to coming to the event</i>	<i>volunteers come to the event.</i> <i>10 bags of trash and recycling are collected</i>

Plastic Pollution and You

ACTION PLAN TEMPLATE

Name: _____

Class: _____

Date: ____/____/____

	GOAL:			
What steps do we need to take to achieve our goal?	1.	2.	3.	4.
What do we need to do for this step?				
Who needs to do it?				
When does it need to be done?				
How will we know if we completed this step?				